



# HOW TO ACCESS YOUR K-5 CHILD'S GOOGLE PASSWORD

## Accessing Your Child's Password

Google Passwords for students in grades K-5 have been reset over the summer. Passwords for students in grades 6-12 remain unchanged for now. Below are instructions on how you can access your child's Google password in SchoolTool if needed. If you need a password reset, please contact the Technology Help Desk at your child's building.

K-5 students are encouraged to use their QuickCards to log into their Chromebooks as well.

Note: At this time, you are unable to access your child's Google password from the SchoolTool Mobile App or the SchoolTool mobile website. It is best to use a desktop or laptop PC / Mac to access SchoolTool.

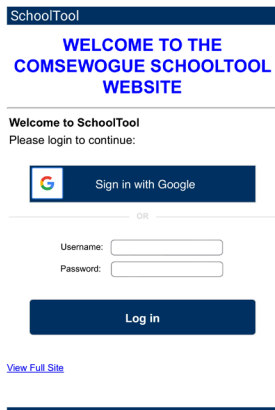
If you have any questions regarding the steps mentioned in this document, please contact SchoolTool Support via email [schooltoolsupport@comsewogue.k12.ny.us](mailto:schooltoolsupport@comsewogue.k12.ny.us). Emails are answered during school days, Monday - Friday from 7:00 AM to 2:00 PM.

**1** Enter the SchoolTool URL if you don't already have it bookmarked:

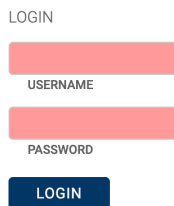
<https://comsewoguest.esboces.org/schooltoolweb/>

If you are using a mobile device and see the the screen to the right, click the "View Full Site" link at the bottom of the page.

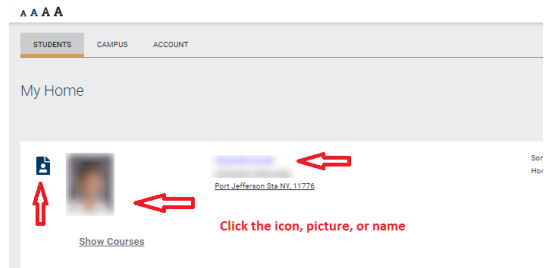
The screen you should see (the desktop version) can be found below.



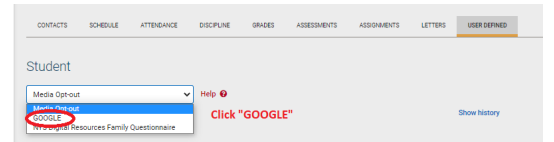
**2** Login with your username and password. Do NOT use the blue "Sign in with Google" button.



**3** You will be brought to your home page that lists all children currently enrolled in the district. To access their records, click on the child's picture, name or icon to the left.



**4** Click on the "User Defined" tab towards the bottom of the screen and click "Google from the dropdown menu."



**5** The date should say "Current" next to it. The password will be listed below the date.

